

UPLOAD PHOTOS FROM YOUR PHONE TO TREERING

In only 6 easy steps...

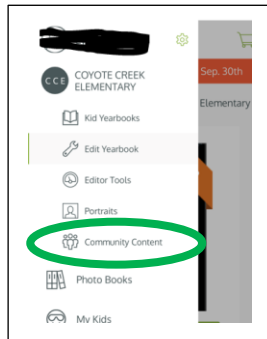
In the TreeRing app,



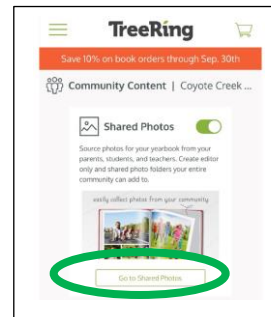
1. Click on the three horizontal lines to open up the drop-down menu



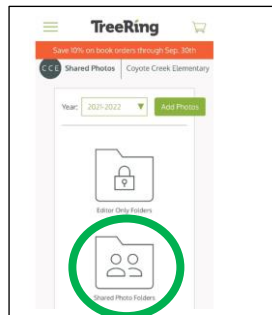
2. Tap on *Community Content*



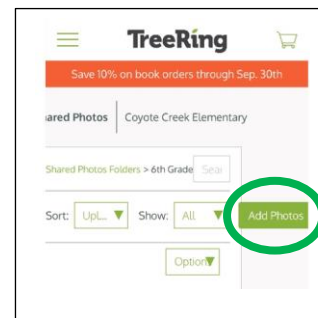
3. Tap on *Go to Shared Photos*



4. Tap on *Shared Photo Folders*



5. Tap on *Add Photos*



6. Choose *My Device* (if uploading photos from phone); other options may be chosen based upon the location of stored photos

